



ಬೃಹತ್ ಬೆಂಗಳೂರು ಮಹಾನಗರ ಪಾಲಿಕೆ  
Bruhat Bengaluru Mahanagara Palike



# BBMP COVID-19 WAR ROOM 13.01.2023

BBMP / COVID-19 WAR ROOM / BULLETIN – 1026/ 13.01.2023 / #BBMPfightsCOVID19



# OVERVIEW OF COVID-19 IN BENGALURU

**CASE TRENDS** ACTIVE CASES **129**

Confirmed Cases

**28**

18,77,135 #

Recovered Cases

**47**

18,60,015 #

Death Cases

**0**

16,991 #



**HOSPITALIZATION**

**8**

ICU – V

-

ICU

**2**

HDU

**1**

General

**5**

INCLUDES GOVT. QUOTA AND PRIVATE WALK-IN HOSPITALIZATION



**VACCINATION**

**3,039**

2,05,54,915 #

First Dose

**125**

96,83,942 #

Second Dose

**1,070**

94,92,999 #

Precaution Dose

**1,844**

13,77,974 #



**TRIAGING**

MTU

**3**

Tele Triage

**17**



**ACTIVE CZs**

**0**

MCZs (< 5 cases)

**0**

Clusters (> 5 cases)

**0**



**TESTING**

**4,840**

3,20,98,008 #

RAT

**1,336**

RTPCR

**3,504**

Positivity :0.63%

\*FOR LAST 7 DAYS

# : indicates cumulative numbers till date



# ABSTRACT OF COVID-19 SCENARIO IN BENGALURU

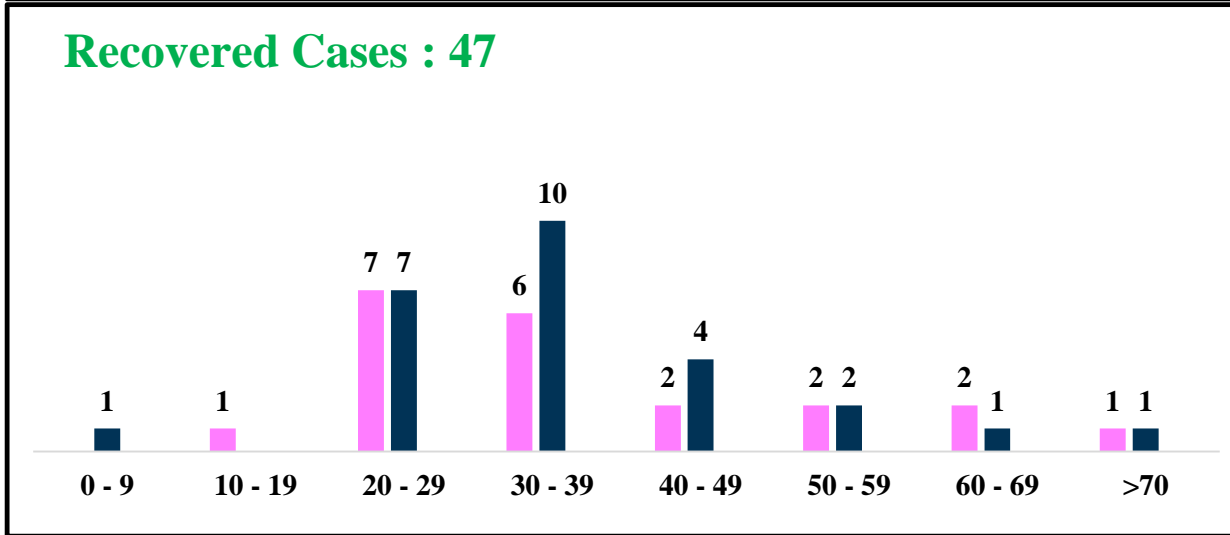
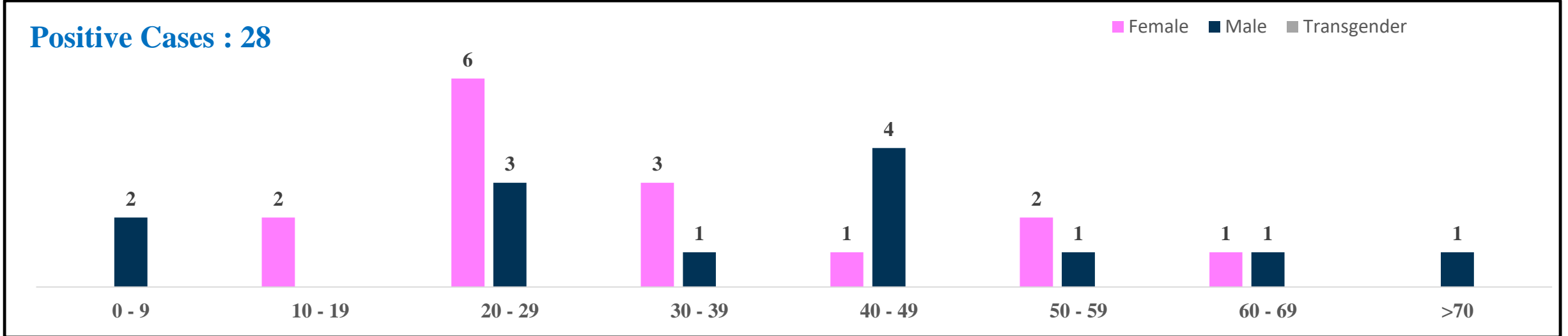


	MALE			FEMALE			TRANSGENDER			TOTAL		
	Last 24 Hours	Last 7 Days	Cumulative	Last 24 Hours	Last 7 Days	Cumulative	Last 24 Hours	Last 7 Days	Cumulative	Last 24 Hours	Last 7 Days	Cumulative
<b>Positive Cases</b>	13	108	11,06,847	15	94	7,70,092	0	0	196	28	202	18,77,135
<b>Recovered Cases</b>	26	172	10,94,451	21	132	7,64,434	0	0	187	47	304	18,60,015
<b>Death Cases</b>	0	0	10,761	0	0	6,226	0	0	4	0	0	16,991
<b>Total Tests Done</b>	<b>In Last 24 hrs. : 4,840</b>			<b>In last 7 days : 31,935</b>			<b>Cumulative : 3,20,98,008</b>					
<b>Vaccine Doses Administered</b>	<b>In Last 24 hrs. : 3,039</b>			<b>In last 7 days : 18,738</b>			<b>Cumulative : 2,05,54,915</b>					
<b>ACTIVE CASES</b>									<b>129</b>			

\*Covid deaths occurred today : 00 | Covid deaths occurred beyond last 24hrs., reported today : 00



# LAST 24 HOURS AGE GROUP AND GENDER WISE DISTRIBUTION

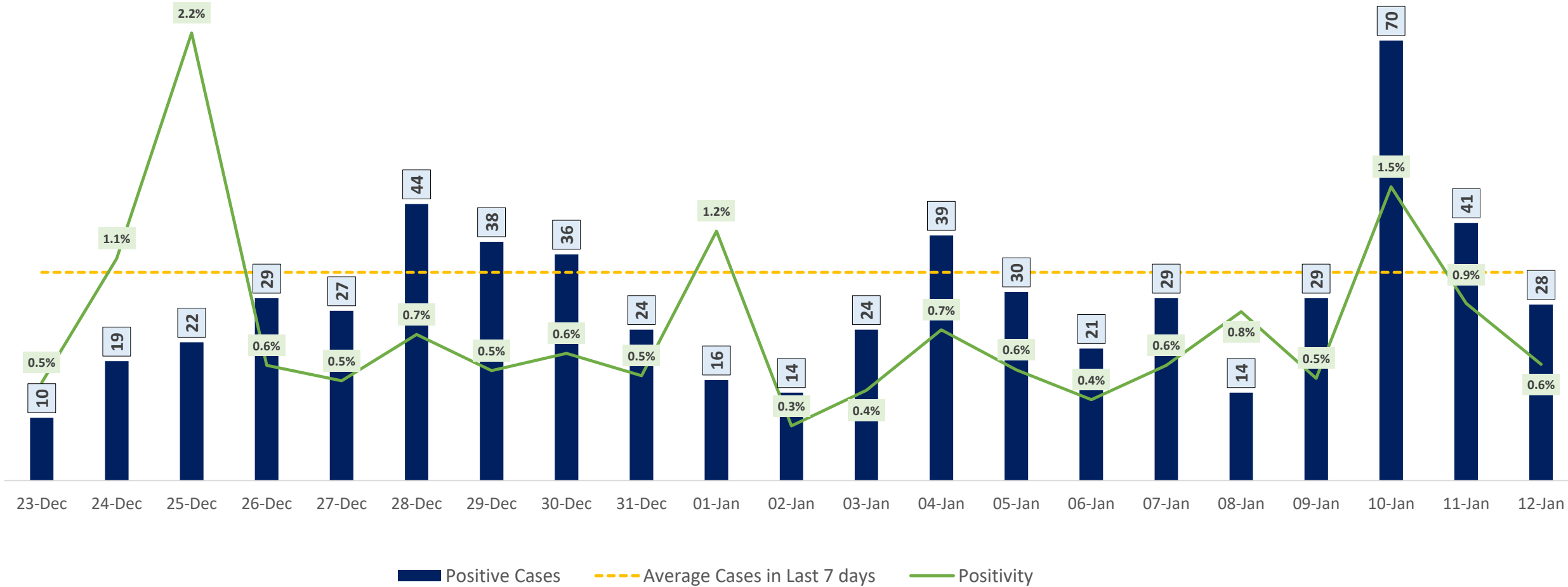




# POSITIVITY RATE OF BENGALURU – LAST 21 DAYS



Average Cases in Last 7 days : 33

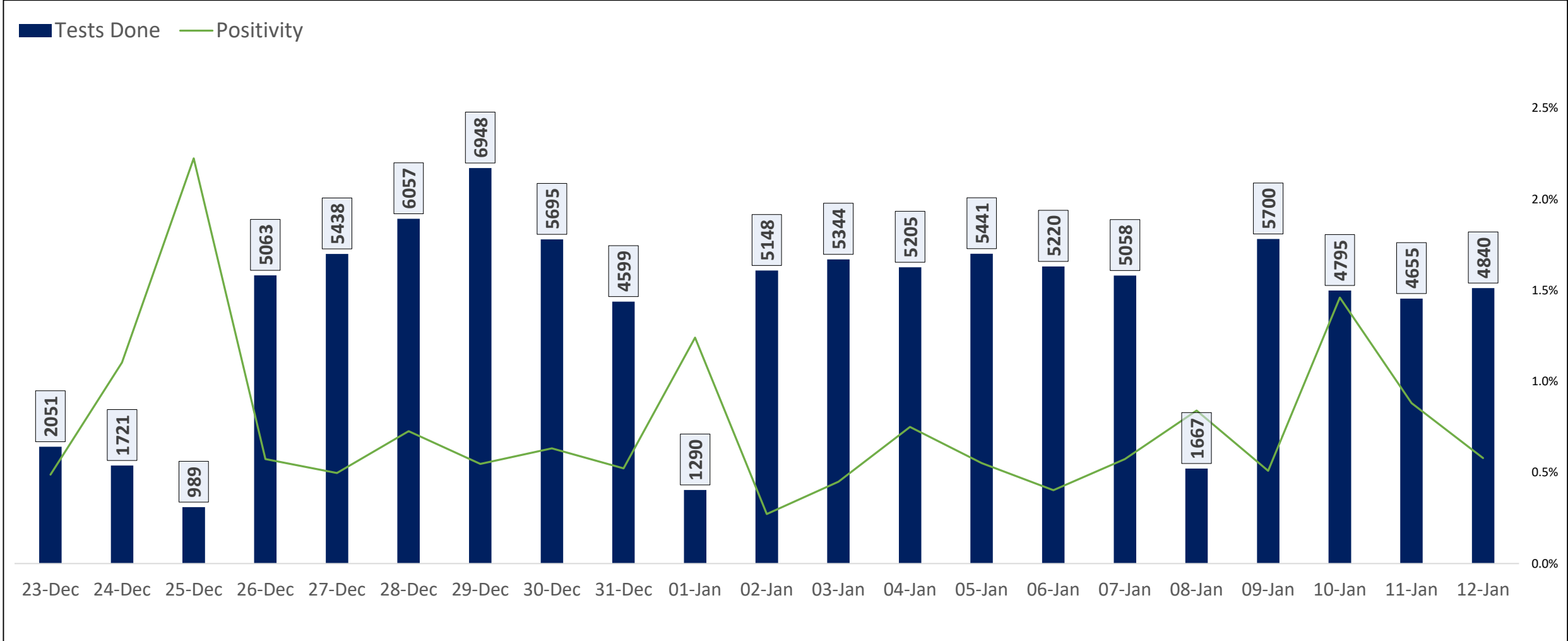




# TESTING TRENDS IN BENGALURU

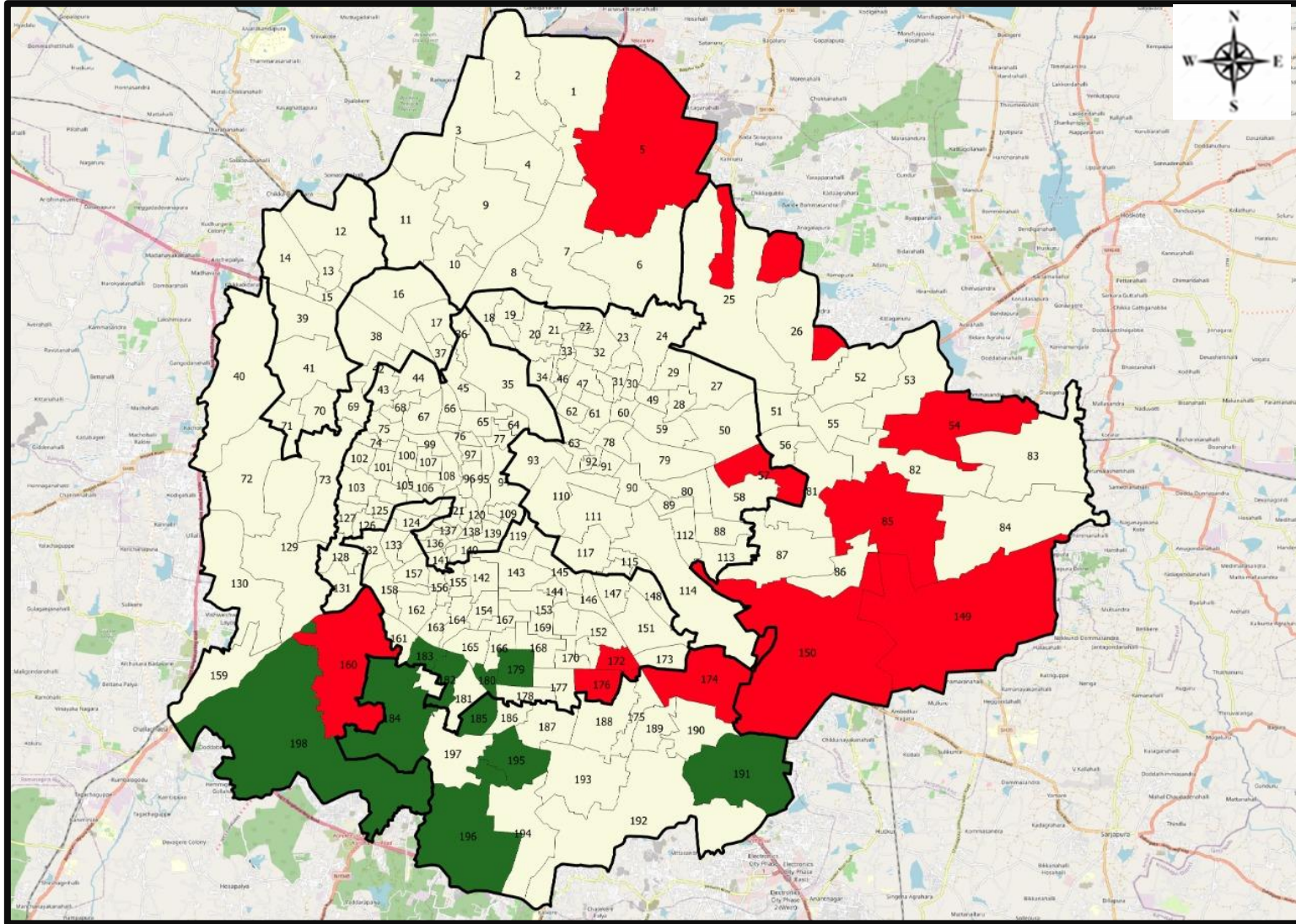


Total Test Conducted Till Date	Test Conducted Last 24 hours	Last 7 Days Average
3,20,98,008	4,840	4,562





# BENGALURU URBAN MAP SHOWING TREND OF POSITIVE CASES IN LAST 7 DAYS



### Top 10 wards reporting highest number of positive cases in last 10 days

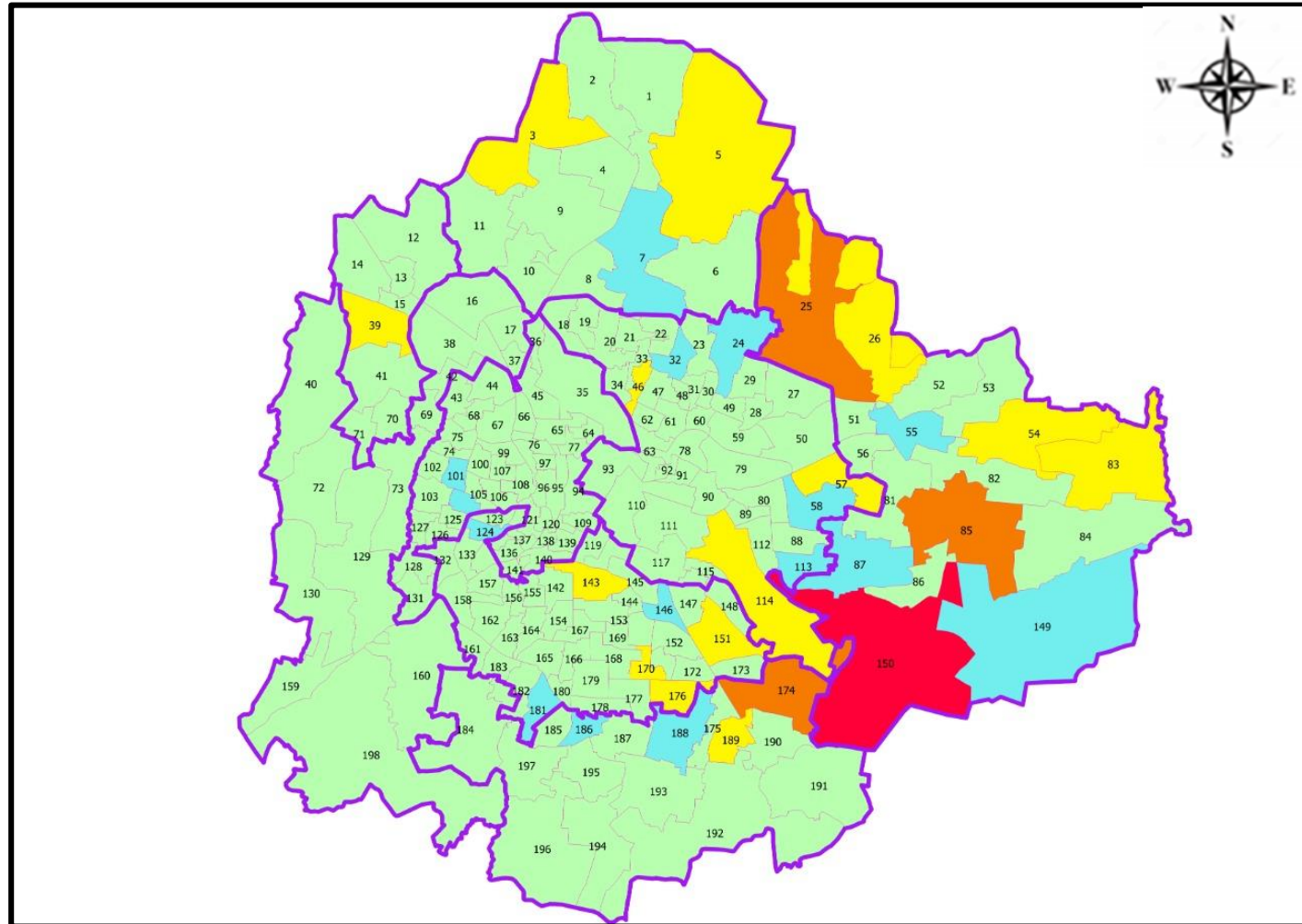
Ward No.	Ward Name	Daily Cases Average
85	Dodda Nekkundi	1
57	CV Raman Nagar	1
150	Bellanduru	1
174	HSR Layout	1
5	Jakkuru	1
176	B T M Layout	1
54	Hudi	1
149	Varthuru	1
160	Rajarajeshwari Nagar	1
172	Madivala	1







### Top 10 wards reporting least number of positive cases in last 7 days

Ward No.	Ward Name	Daily Cases Average
198	Hemmigepura	0
196	Anjanapura	0
195	Konanakunte	0
191	Singasandra	0
185	Yelchenahalli	0
184	Uttarahalli	0
183	Chikkalsandra	0
182	Padmanabha Nagar	0
180	Banashankari Temple Ward	0
179	Shakambari Nagar	0



# BENGALURU MAP SHOWING INTENSITY OF POSITIVE CASES IN LAST 7 DAYS



-  **Level 1 : 0 to 1 Cases**
-  **Level 2 : 1 to 3 Cases**
-  **Level 3 : 3 to 5 Cases**
-  **Level 4 : 5 to 10 Cases**
-  **Level 5 : More than 10 Cases**
-  **Zone Boundaries**

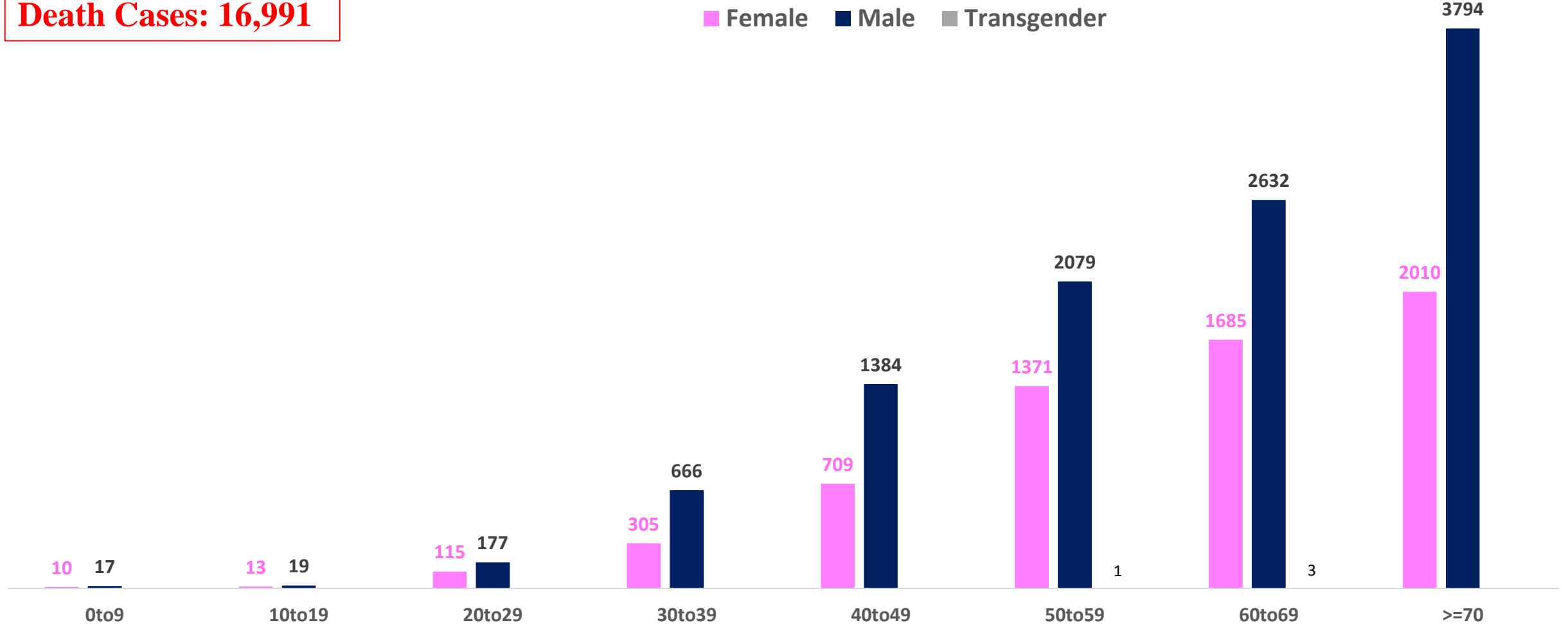




# AGE AND GENDER WISE DISTRIBUTION OF DEATH CASES



**Death Cases: 16,991**





# COVID-19 SCENARIO IN BENGALURU AND OTHER METROPOLITAN CITIES



CITY NAME	Positive Cases	Active Cases	Recovered	Deceased	Vaccine Doses Administered
New Delhi	20,07,298	19	19,80,757	26,522	3,73,17,328
Bengaluru*	18,77,135	129	18,60,015	16,991	2,37,78,980
Mumbai	11,54,255	43	11,34,466	19,746	2,21,34,555
Chennai	7,93,222	13	7,84,138	9,071	1,13,96,462

Source : <https://dashboard.cowin.gov.in/> at 5:00pm (13.01.2023)  
Source : <https://www.covid19bharat.org/> at 5:00pm (13.01.2023)

\*includes BBMP & Bengaluru Urban



# SNAPSHOT OF COVID-19 CASES IN BENGALURU URBAN



**Total Wards With  
0 Cases\* :  
120**

**Tests Conducted  
on 12.01.2023:  
4,840**

**Recovery  
Rate\*:  
99.09%**

**Total  
Active Cases :  
129**

**Total Vaccinated  
on 12.01.2023:  
3,039**

**Positivity  
Rate\* :  
0.63%**

**Active  
Rate\*:  
0.01%**

**Case  
Fatality Rate\* :  
0.00%**





\*Total positive cases In the past 7 days

\*CFR and positivity is for Past 7 days



ಬೃಹತ್ ಬೆಂಗಳೂರು ಮಹಾನಗರ ಪಾಲಿಕೆ  
Bruhat Bengaluru Mahanagara Palike



<b>Download BBMP Bulletin</b>	<a href="https://apps.bbmpgov.in/covid19/mediabulletin.php">https://apps.bbmpgov.in/covid19/mediabulletin.php</a>
<b>To register for vaccination :</b>	<a href="https://selfregistration.cowin.gov.in/">https://selfregistration.cowin.gov.in/</a>
<b>BBMP COVID19 Dashboard:</b>	<a href="https://apps.bbmpgov.in/covid19/">https://apps.bbmpgov.in/covid19/</a>
<b>Follow us on:</b>	 <a href="http://www.facebook.com/bbmp.comm1/">www.facebook.com/bbmp.comm1/</a>
	 <a href="https://twitter.com/BBMPCOMM">twitter.com/BBMPCOMM</a>
	  <a href="https://www.instagram.com/BBMPSplHealth">BBMPSplHealth</a>

Issued by:

Honorable Chief Commissioner, BBMP  
Special Commissioner Health & IT, BBMP  
MD, Bengaluru Smart City Limited

**THANK YOU !**


ಬೃಹತ್ ಬೆಂಗಳೂರು ಮಹಾನಗರ ಪಾಲಿಕೆ  
Bruhat Bengaluru Mahanagara Palike

**Stay Safe from COVID-19 Virus**

 **Wear Mask**

**Wash Hands Regularly** 

 **Maintain Social Distance**

**Get Vaccinated** 

For more information around COVID-19 call the BBMP helpline number 1533

